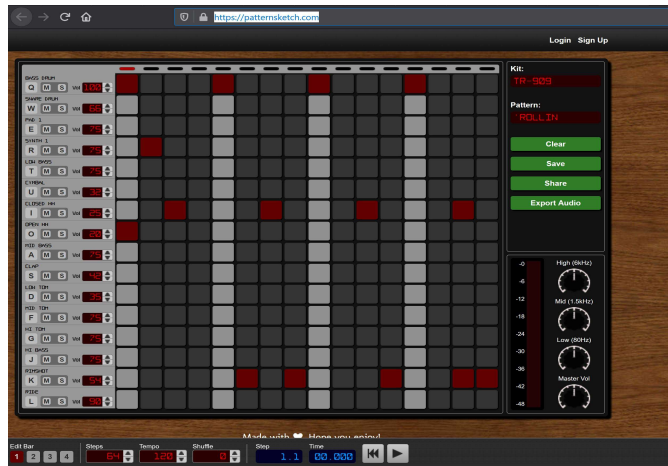


Patterns with Pattern Sketch

Hey friends! We are in week #3 of online music-making. This week, we are going to use **Pattern Sketch** to create some music. Let's begin!

- 1) Open up Pattern Sketch: <https://patterns sketch.com/>






- 2) On the bottom of the screen, find the  button.



- 3) **Click it!** Listen to what the music sounds like. **Click it again to stop.**

- 4) Using your mouse, click on a square to create a sound. If it is **RED**, a sound will happen. If it is **LIGHT GRAY** or **DARK GRAY**, no sound will happen.

- 5) Click the  again to hear what you made!

- 6) When you like what you have made, click  and then click .

- 7) Now you can listen to it forever! If you would like, you may share it with me: jay.sager@ps158.net. Please let me know if you have questions!